

Kindergarten Readiness Packet



Is your child ready for the common
core used in kindergarten?

How to use this resource:

1. Use the kindergarten readiness assessment before beginning any of these activities to assess where your child is currently.
2. Then using the assessment as a guide work on several activities a day, focusing on the areas where your child had more difficulty on the assessment. Continue working with your child for a month remembering to play and have fun with the learning.
3. After a month's time reassess your child using the same assessment to find the growth and areas of progress.
4. Repeat several of the activities laid out in this resource using the new data from the assessment.
5. After the second month assess your child for the third time. This assessment should show that your child has made vast improvements and is now ready for kindergarten.

The kindergarten readiness assessment is an overall sample of what your child should know entering kindergarten. The activities teach the concepts from the assessment as well as other concepts your child will need upon entering kindergarten.

The resources in this packet are copyrighted. Please only use for one classroom or teacher. Thanks!

If there are any questions or concerns as you work with your child please email me through my website:

www.beckycothern.wix.com/familyandchild

Kindergarten Readiness Assessment (Answer Key)

Ask your child to write his/her name in the box:


Your child should be able to write his/her name correctly as well as recognize each letter name and sound in his/her own name. You want your child to have at least 10 letter names and sounds mastered before entering kindergarten. The first letters your child should have mastered are the letters in his/her own name.

Ask your child to identify each letter in his/her name by name and sound. ___names ___sounds

Hand your child a book upside down with the spine first. Ask the following questions: _____

1. Can you show me the front of the book? (Your child should know the front and back of a book, as well as title and author.)
2. Can you show me where I would start reading? (Your child should know the difference between pictures and words.)
3. The first word says ___ where would I read next? (Your child should know directionality; left to right- top to bottom.)

What rhymes with...




Clap the syllables in each of these words...



__2__




__3__



__2__

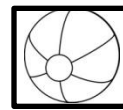
What is the beginning sound of these words...



/s/



/m/



/b/

Which picture matches each sentence?

1. The cat sat on the mat. third box
2. I see a blue bird. first box
3. My dog runs fast. middle box

Tell me about each of the following pictures:

1. Child uses...
 - a. Noun _____
 - b. Verb _____
 - c. Preposition _____
 - d. Adjective _____

(Children should use a variety of different parts of speech as they compose sentences to communicate with others. If a child is hesitant to talk ask questions or encourage him/her to talk about a more familiar topic.)

Phonemic Awareness Activities

Syllable picture puzzles

Materials Needed:
Syllable puzzles

Cut apart the following syllable puzzles. Clap the syllables in each word. Pull the pieces apart as you clap the syllables. Put the pieces together and say the whole word.

